



District Report Card: 2017


State: Assam	District: Chirang
Class: 8	Subject: Mathematics
Schools: 40	Students: 1015


Participation/Coverage


Students

<div>GENDER</div> <div></div>	Boys				Girls			
	Number		%		Number		%	
	508		50.05		507		49.95	

<div>AREA</div> <div></div>	Rural				Urban			
	Number		%		Number		%	
	877		86.40		138		13.60	

<div>CATEGORY</div> <div></div>	SC		ST		OBC		GEN	
	Number	%	Number	%	Number	%	Number	%
	92	9.06	233	22.96	335	33.00	355	34.98

<div>CWSN</div> <div></div>	LD	VI	HI	S&LD	ID	Oth
	1	0	1	1	0	0

<div>Management</div> <div></div>	Government			Government-aided		
	Number		%	Number		%
	884		87.09	131		12.91

Average Performance of Students in Mathematics (%)

Overall	Gender		Area		Management		Social Group			
	Male	Female	Rural	Urban	Govt.	Aided	SC	ST	OBC	GEN
48.96	49.20	48.72	47.67	57.15	49.10	47.99	54.64	41.52	44.70	56.39

Performance on Learning Outcomes (LOs)

Learning Outcomes	Description	Average Performance(%)
M601	Solves problems involving large numbers by applying appropriate operations	43.25
M606	Solves problems on daily life situations involving addition and subtraction of fractions / decimals	52.18
M620	Finds out the perimeter and area of rectangular objects in the surroundings like floor of the class room, surfaces of a chalk box etc.	48.91
M621	Arranges given/collected information in the form of table, pictograph and bar graph and interprets them	50.99
M702	Interprets the division and multiplication of fractions	53.40
M705	Solves problems related to daily life situations involving rational numbers	43.35
M706	Uses exponential form of numbers to simplify problems involving multiplication and division of large numbers	41.68
M707	Adds/subtracts algebraic expressions	65.12
M710	Solves problems related to conversion of percentage to fraction and decimal and vice versa	38.16
M717	Finds out approximate area of closed shapes by using unit square grid/graph sheet	28.77
M719	Finds various representative values for simple data from her/his daily life contexts like mean, median and mode	58.66
M721	Interprets data using bar graph	63.41
M801	Generalizes properties of addition, subtraction, multiplication and division of rational numbers through patterns	30.53
M802	Finds rational numbers between two given rational numbers	44.62
M803	Proves divisibility rules of 2, 3, 4, 5, 6, 9 and 11	51.59
M804	Finds squares, cubes, square roots and cube roots of numbers using different methods	49.51
M808	Uses various algebraic identities in solving problems of daily life	62.82
M812	Verifies properties of parallelogram and establishes the relationship between them through reasoning	44.24
M818	Finds surface area and volume of cuboidal and cylindrical object	27.01
M819	Draws and interprets bar charts and pie charts	52.61

Range of Performance of Students who Answered Correctly							
Below 30%		30% - 50%		50% - 75%		Above 75%	
Number	%	Number	%	Number	%	Number	%
229	22.56	330	32.51	304	29.95	152	14.98

Lowest Performing Learning Outcomes (LOs)

- 1 - Finds surface area and volume of cuboidal and cylindrical object (27.01)
- 2 - Finds out approximate area of closed shapes by using unit square grid/graph sheet (28.77)
- 3 - Generalizes properties of addition, subtraction, multiplication and division of rational numbers through patterns (30.53)

- 4 - Solves problems related to conversion of percentage to fraction and decimal and vice versa (38.16)
- 5 - Uses exponential form of numbers to simplify problems involving multiplication and division of large numbers (41.68)